



# RUDRAKSH CAP-TECH LTD.


Regd. Off.: 10, Basement, Maheshwar Darshan Building, Opp. Aasha Parekh Hospital, S.V.Road, Santacruz (West), Mumbai – 400 054, Maharashtra.

Admi. Off.: 301, Camps Corner, Opp. SRP Group-4, Near D-Mart, Makarpura, Vadodara-390 010, Gujarat. Phone:- 0265-6569067, Fax:- 0265-6569067


E-mail: rudrakshcaptech@gmail.com | Website: www.rudrakshcap-tech.com  
CIN NO.: U65910MH1992PLC067473

## (I) (a) Statement showing SHAREHOLDING PATTERN As on – 30<sup>th</sup> Sep. -2014

Name of the Company:- Rudraksh Cap-Tech Ltd.			
Scrip Code, Name of the Scrip, Class of Security:- 511463 (BSE), Equity Shares			
Quarter Ended:- 30/09/2014			
Partly paid-up shares:-	No. of partly paid-up shares	As a % of total no. of partly paid-up shares	As a % of total no. of shares of the company
Held by promoter/ promoters group	Nil	Nil	Nil
Held by public	Nil	Nil	Nil
<b>Total</b>	<b>Nil</b>	<b>Nil</b>	<b>Nil</b>
Outstanding convertible securities:-	No. of outstanding securities	As a % of total No. of outstanding convertible securities	As a % of total no. of shares of the company, assuming full conversion of the convertible securities
Held by promoter/ promoter group	Nil	Nil	Nil
Held by public	Nil	Nil	Nil
<b>Total</b>	<b>Nil</b>	<b>Nil</b>	<b>Nil</b>
Warrants:-	No. of warrants	As a % of total no. of warrants	As a % of total no. of shares of the company, assuming full conversion of warrants
Held by promoter/ promoter group	Nil	Nil	Nil
Held by public	Nil	Nil	Nil
<b>Total</b>	<b>Nil</b>	<b>Nil</b>	<b>Nil</b>
<b>Total paid-up capital of the company assuming full conversion of warrants and convertible securities</b>	<b>52,50,000</b>	<b>Nil</b>	<b>100.00</b>




Category code	Category of shareholder	Number of Shareholders	Total number of shares	Number of shares held in dematerialized form	Total shareholding as a percentage of total number of shares		Shares Pledged or otherwise encumbered number of shares	Shares Pledged or otherwise encumbered as a Percentage
					As a percentage of (A+B)	As a percentage of (A+B)		
(A)	Shareholding of Promoter and Promoter Group							
(1)	Indian							
(a)	Individuals / Hindu Undivided Family	4	11,94,400	11,94,400	22.75	22.75	0	0
(b)	Central Government / State Government (s)	0	0	0	0	0	0	0
(c)	Bodies Corporate	4	20,00,000	20,00,000	38.10	38.10	0	0
(d)	Financial Institutions / Banks	0	0	0	0	0	0	0
(e)	Any other (specify)	0	0	0	0	0	0	0
	<b>Sub-Total (A) (1)</b>	<b>8</b>	<b>31,94,400</b>	<b>31,94,400</b>	<b>60.85</b>	<b>60.85</b>	<b>0</b>	<b>0</b>
(2)	Foreign							
(a)	Individual (Non-Resident Individuals / Foreign Individuals)	0	0	0	0	0	0	0
(b)	Bodies Corporate	0	0	0	0	0	0	0
(c)	Institutions	0	0	0	0	0	0	0
(d)	Any Other (specify)	0	0	0	0	0	0	0
	<b>Sub-Total (A) (2)</b>	<b>0</b>	<b>0</b>	<b>0</b>	<b>0</b>	<b>0</b>	<b>0</b>	<b>0</b>
	<b>Total Shareholding of Promoter and Promoter Group (A)= A (1)+ A(2)</b>	<b>8</b>	<b>31,94,400</b>	<b>31,94,400</b>	<b>60.85</b>	<b>60.85</b>	<b>0</b>	<b>0</b>
(B)	Public shareholders							
(1)	Institutions							
(a)	Mutual Funds / UTI	0	0	0	0	0	0	0
(b)	Financial Institutions / Banks	0	0	0	0	0	0	0
(c)	Central Government / State Government(s)	0	0	0	0	0	0	0
(d)	Venture Capital Funds	0	0	0	0	0	0	0
(e)	Insurance Companies	0	0	0	0	0	0	0
(f)	Foreign Institutional Investors	0	0	0	0	0	0	0
(g)	Foreign Venture Capital	0	0	0	0	0	0	0



	Investors							
(h)	Any Other – NRI/ OCB/ Banks	0	0	0	0	0	0	0
	<b>Sub-Total (B)(1)</b>	<b>0</b>	<b>0</b>	<b>0</b>	<b>0</b>	<b>0</b>	<b>0</b>	<b>0</b>
<b>(2)</b>	<b>Non-Institutions</b>							
(a)	Bodies Corporate	1	35,400	0	00.67	00.67	0	0
(b)	Individuals							
	i. Individual shareholders holding nominal share capital up to Rs.1 lakh	2,52	5,91,189	62,389	11.26	11.26	0	0
	ii. Individual shareholders holding nominal share capital in excess of Rs.1 lakh	34	14,29,011	5,78,711	27.22	27.22	0	0
(c)	Clearing Members	0	0	0	0	0	0	0
(d)	NRI	0	0	0	0	0	0	0
(e)	Trust	0	0	0	0	0	0	0
	<b>Sub-Total (B)(2)</b>	<b>2,87</b>	<b>20,55,600</b>	<b>6,41,100</b>	<b>39.15</b>	<b>39.15</b>	<b>0</b>	<b>0</b>
	<b>Total Public Shareholder (B)=(B)(1)+(B)(2)</b>	<b>2,87</b>	<b>20,55,600</b>	<b>6,41,100</b>	<b>39.15</b>	<b>39.15</b>	<b>0</b>	<b>0</b>
	<b>Total (A)+(B)</b>	<b>2,95</b>	<b>52,50,000</b>	<b>38,35,500</b>	<b>100.00</b>	<b>100.00</b>	<b>0</b>	<b>0</b>
(C)	Shares held by Custodians and against which Depository Receipts have been issued	0	0	0	0	0	0	0
	<b>GRAND TOTAL (A)+(B)+(C)</b>	<b>2,95</b>	<b>52,50,000</b>	<b>38,35,500</b>	<b>100.00</b>	<b>100.00</b>	<b>0</b>	<b>0</b>

**(I)(b) Statement showing holding of securities (including shares, warrants, convertible securities) of persons belonging to the category "Promoter and Promoter Group"**

Sr. No.	Name of shareholder	Number of shares	Shares as a percentage of total number of shares (i.e., Grand Total (A)+(B)+(C) indicated in Statement at para (1)(a) above)	Shares Pledged or otherwise encumbered			Details of Warrants		Details of Convertible Securities		Total Shares (incl. underlying shares assuming full conversion of warrants and Convertible Securities) as a % of diluted share capital As a % of Grand Total (A)+(B)+(C)
				Number of shares	No of Warrants Held	No of Warrants Held	As a % of Grand Total (A)+(B)+(C)	Number of shares	No of Warrants Held	No of Warrants Held	





(i)(c)(ii) Statement showing holding of securities (including shares warrants, convertible securities) of persons (together with PAC) belonging to the category "Public" and holding more than 5% of the total number of shares


Sr. No.	Name of shareholder	Number of shares	Shares as a percentage of total number of shares (i.e., Grand Total (A)+(B)+(C) indicated in Statement at para (1)(a) above)	Shares Pledged or otherwise encumbered			Details of Warrants		Details of Convertible Securities		Total Shares (incl. underlying shares assuming full conversion of warrants and Convertible Securities) as a % of diluted share capital As a % of Grand Total (A)+(B)+(C)
				Number of shares	No of Warrants Held	No of Warrants Held	As a % of Grand Total (A)+(B)+(C)	Number of shares	No of Warrants Held	No of Warrants Held	
		0	0	0	0	0	0	0	0	0	0
	<b>TOTAL</b>	<b>0</b>	<b>0</b>	<b>0</b>	<b>0</b>	<b>0</b>	<b>0</b>	<b>0</b>	<b>0</b>	<b>0</b>	<b>0</b>

(i)(d) Statement showing details of Locked-in Shares

Sr. No.	Name of shareholder	Number of locked-in shares	Locked-in shares as a percentage of total number of shares (i.e., Grand Total (A)+(B)+(C) indicated in Statement at para (1)(a) above)
1	Jolly Estate Dev. Ltd.	5,20,000	9.90
2	Jolly Merchandise Ltd.	5,10,000	9.71
3	Jolly Securities Ltd.	4,55,000	8.67
4	Moon Securities Ltd.	5,15,000	9.81
5	Arun R. Choksi	1,30,000	2.48
6	Kokila A. Choksi	31,000	0.59
7	Sanjay A. Choksi	5,15,400	9.82
8	Hitesh A. Choksi	5,18,000	9.87
	<b>TOTAL</b>	<b>31,94,400</b>	<b>60.85</b>

(ii)(a) Statement showing details of Depository Receipts (DRs)

Sr. No.	Type of Outstanding DR (ADRs, GDRs, SDRs, etc)	Number of Outstanding DRs	Number of shares underlying Outstanding DRs	Shares underlying outstanding DRs as a percentage of total number of shares (i.e., Grand Total (A)+(B)+(C) indicated in Statement at para (1)(a) above)
	N.A.	N.A.	N.A.	N.A.
	<b>TOTAL</b>	<b>N.A.</b>	<b>N.A.</b>	<b>N.A.</b>



(ii)(b) Statement showing holding of Depository Receipts (DRs), where underlying shares are in excess of 1% of the total number of shares

Sr. No.	Name of the DR Holder	Type of Outstanding DR (ADRs, GDRs, SDRs, etc)	Number of shares underlying Outstanding DRs	Shares underlying outstanding DRs as a percentage of total number of shares (i.e., Grand Total (A)+(B)+(C) indicated in Statement at para (1)(a) above)
	N.A.	N.A.	N.A.	N.A.
	<b>Total</b>	<b>N.A.</b>	<b>N.A.</b>	<b>N.A.</b>

